










MAGNIFICENT AS A MERMAID






Follow the instructions below to create the perfect ballerina accessory ... a mermaid's wand.
With your wand in hand, you're sure to be the star of any recital!

You'll need:

-  Oak tag
-  12" wooden dowel
-  Sand
-  Seashells
-  Glitter
-  Craft glue
-  Scissors

Here's how:

-  Cut out the starfish template and trace it onto a piece of colored oak tag. Then cut that out for a sturdy wand base.
-  Decorate the starfish by gluing seashells and sand to the front. Add some glitter for a shimmer effect.
-  Glue the tip of the dowel to the backside of the starfish. Enjoy your magnificent wand!



Safety note:

This craft activity involves cutting and gluing. Please ask an adult for assistance.



HARPER

An Imprint of HarperCollinsPublishers

www.fancynancyworld.com



Illustrations © by Robin Preiss Glasser. Permission to reproduce and distribute this page has been granted by the copyright holder, HarperCollins Publishers. All rights reserved.